




Wickham Point Pipeline

Wickham Point Pipeline

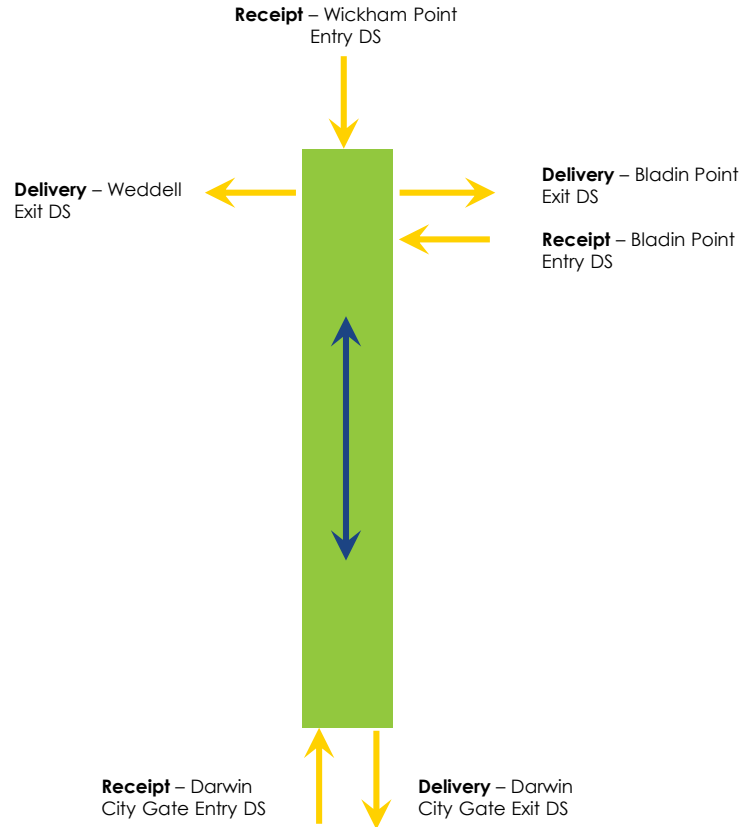
Legend

DS	Delivery Stream
	Non-Scheme Pipeline section
	Single direction flow
	Bi-direction Flow

naming convention:
Connecting Facility
(Delivery / Receipt point)

Nameplate Capacity

Wickham Point Pipeline Northern-haul	70 TJ/D
Wickham Point Pipeline Southern-haul	100 TJ/D



Receipt Points	Points	Value (kPa)
Min Pressures	Wickham Point Receipt	5,000
	Bladin Point Receipt	6,000
	Darwin City Gate Receipt	6,000
Max Pressures	Wickham Point Receipt	9,650
	Bladin Point Receipt	9,650
	Darwin City Gate Receipt	9,650
Delivery Points	Points	Value (kPa)
Min Pressures	Bladin Point Delivery	5,800
	Weddell Point Delivery	5,000
	Darwin City Gate Delivery	4,400
Max Pressures	Bladin Point Delivery	9,650
	Weddell Point Delivery	9,650
	Darwin City Gate Delivery	9,650

Locational MDQs	Points	Value (TJ/d)
Receipt Point MDQs	Wickham Point Receipt	100
	Bladin Point Receipt	100
	Darwin City Gate Receipt	100
Delivery Point MDQs	Bladin Point Delivery	70
	Weddell Point Delivery	33
	Darwin City Gate Delivery	100

Points	Description
Wickham Point Receipt	The interconnection of the WPP and DLNG gas supply facilities
Bladin Point Receipt	The interconnection of the WPP and INPEX LNG Plant
Darwin City Gate Receipt	The interconnection of the WPP and AGP via Darwin City Gate
Bladin Point Delivery	The interconnection of the WPP and INPEX LNG Plant
Weddell Point Delivery	The interconnection of the WPP and Weddell Power Station
Darwin City Gate Delivery	The interconnection of the WPP and AGP via Darwin City Gate